




Terrier Improved Orion Sounding Rocket (version 2)  
1/10 Scale Paper Model Instructions






**Keep All Seams Aligned...**


Connectors fits inside the tubes as shown.





Connectors fits inside the tubes as shown.




Glue 11 to back side of 10



Glue to bottom of part 9.



Keep All Seems Aligned...



Your Model is done.